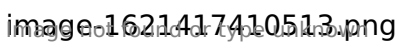



6. How to accept an app from another account (via PC/Laptop)

Login to your Apple Store Connect account (<http://appstoreconnect.apple.com/login>)

image-1621417410513.png

Click on '**Agreements, Tax and Banking**'

image-1621511585159.png

You will then see '**Waiting for Recipient**'

image-1621511845174.png

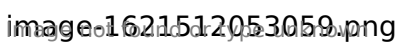
Click on '**Review**'

image-1621511911646.png

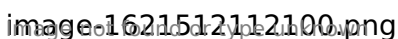
Scroll down and enter the 'New App Metadata'. This will be your **website address** and for 'Privacy Policy URL' **/privacy**

image-1621512016278.png

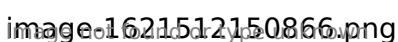
Also enter your **contact information**

image-1621512053059.png

Scroll down and tick the agreement box

image-1621512112100.png

Top right of the page click on 'Accept'

image-1621512150866.png

The app will then appear in your account

Updated Wed, May 26, 2021 10:36 AM by Alec