


# How to Transfer App from One Apple Account to Another Apple Account

Login to your Apple Store Connect account (<http://appstoreconnect.apple.com/login>)

image1621417410513.png

Click on 'My Apps'



Then click on your app



On the left click on 'App Information'

## General

App Information

Pricing and Availability

Scroll down to 'Additional Information' and select 'Transfer App'

## Additional Information

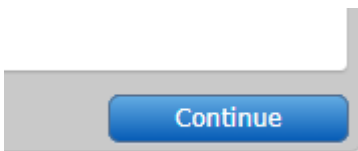
[View on App Store](#)

[Transfer App](#)

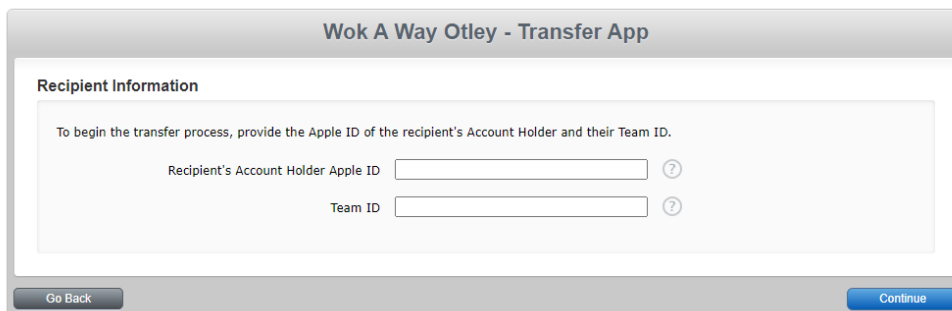
[Edit User Access](#)

[Remove App](#)

You will see a load of text just scroll down to the bottom and click 'Continue'



You will then need to add the App ID and Team ID

A screenshot of a macOS-style dialog box titled "Wok A Way Otley - Transfer App". Inside, there's a section titled "Recipient Information" with a light gray background. It contains the text: "To begin the transfer process, provide the Apple ID of the recipient's Account Holder and their Team ID." Below this are two input fields: "Recipient's Account Holder Apple ID" and "Team ID", each followed by a question mark icon. At the bottom of the dialog are two buttons: "Go Back" on the left and "Continue" on the right.

I have provided the Team ID and Team ID at the top of the email

---

Revision #1

Created Thu, Feb 17, 2022 2:45 PM by [Alec](#)

Updated Thu, Feb 17, 2022 2:56 PM by [Alec](#)