

How to Split Meal Deals Up (inTouch & myInteger)

Meal Deals appear like this by Default, this FAQ tells you how to split them up into **Pizza Deals**, **Burger Deals** etc.

Meal Deals

Family Meal For 4 2 x 10" Pizzas, 1x Cheese Burger, 1 x Kebab, 3 x Chips, 1 x 125Ltr Drink and 1 x Garlic Bread	£29.90	Select
Cheese Burger Meal Cheese Burger, Chips and a Drink	£9.10	Select
Chicken Kebab Meal Chicken Kebab, Spicy Rice, or Sweet Potato Mash, or Chips and a Drink	£10.40	Select
Chicken Wrap Meal Chicken Wrap, Chips and a Drink	£8.70	Select
Ham & Pineapple Meal 10" Ham & Pineapple Pizza, Chips and a Drink	£10.80	Select
Chicken Greek Salad Meal Chicken greek salad meal includes spicy rice, sweet potato mash or chips with a drink	£9.00	Select

On inTouch first go to 'Management'

image-1613146419137.png

Then 'Occasional Menu'

image-1613146980269.png

Click on 'Menus'

Menus

Meal Deals bottom right

Meal Deals

Select the first meal deal you want to be at the top in the first Deal course, for example Pizza Deals

Ham &
Pineapple
Meal

Go to 'Details'

Details

Right hand side at the bottom change the position from 1 to 101

Internet	Allowed <input type="button" value="v"/>	Position <input type="text" value="1"/>
Title	<input type="text"/>	
Description	<input &="" a="" and="" chips="" drink"="" ham="" pineapple="" pizza,="" type="text" value="10"/>	

This means it will be in the first deal course in position 1

Internet	Allowed <input type="button" value="v"/>	Position <input type="text" value="101"/>
Title	<input type="text"/>	
Description	<input &="" a="" and="" chips="" drink"="" ham="" pineapple="" pizza,="" type="text" value="10"/>	

The second meal deal course will start from 201

Internet	Allowed <input type="button" value="v"/>	Position <input type="text" value="201"/>
Title	<input type="text"/>	
Description	<input type="text" value="Cheese Burger, Chips and a Drink"/>	

Once you have set all the Meal Deal courses and positions click 'Finished'

Finished

Click 'Exit'

Exit

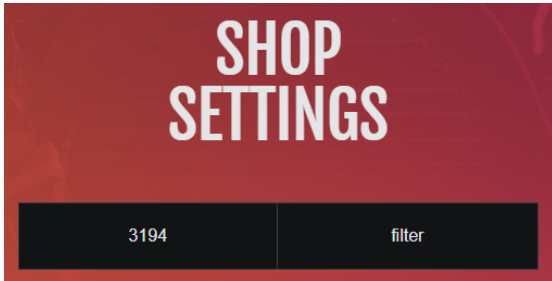
It will then ask you to Upload Menu to Website click 'Yes'

Upload Menu to Website?

YES

NO

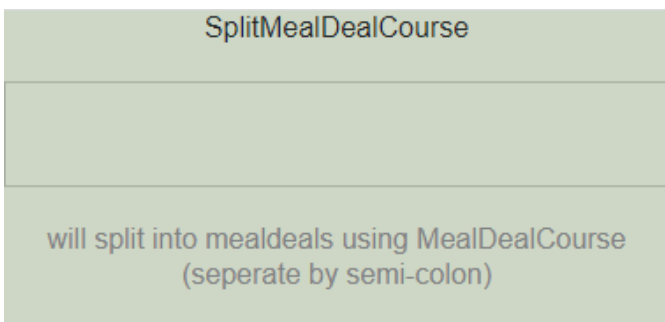
Once uploaded go to myInteger and the appropriate license number



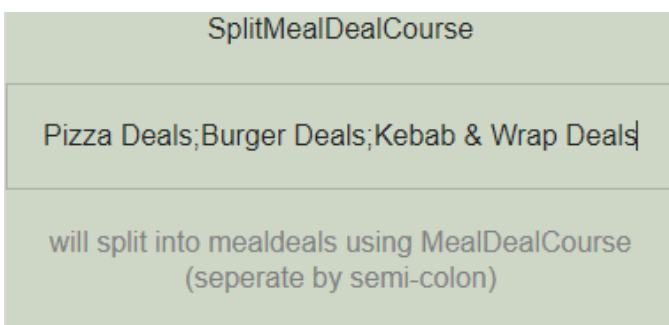
Click the '+' and search for SplitMealDealCourse



Type in the Meal Deal courses you set on inTouch, seperating using a semi-colon




Example of how it should look on myInteger



Then click 'Save'

save

Once that has saved go to the license.letsorder.uk

 3194.letsorder.uk

You will then see the word Meal Deals has been swapped for each of the deal course you set (if done correctly)

Pizza Deals

Burger
Deals

Kebab &
Wrap Deals

Salad Deals

Revision #3

Created Mon, Feb 21, 2022 11:06 AM by [Alec](#)

Updated Mon, Feb 21, 2022 3:04 PM by [Alec](#)