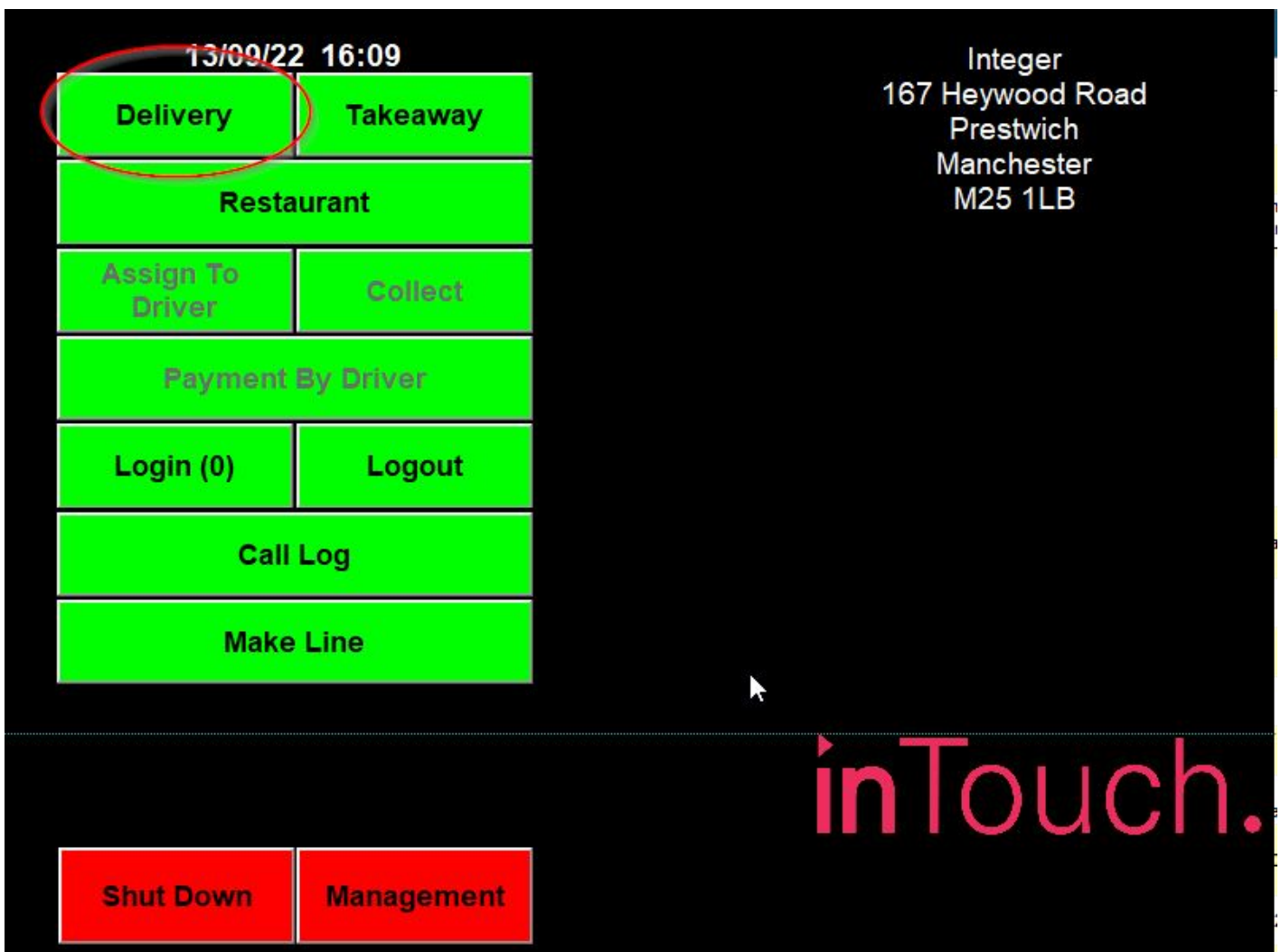
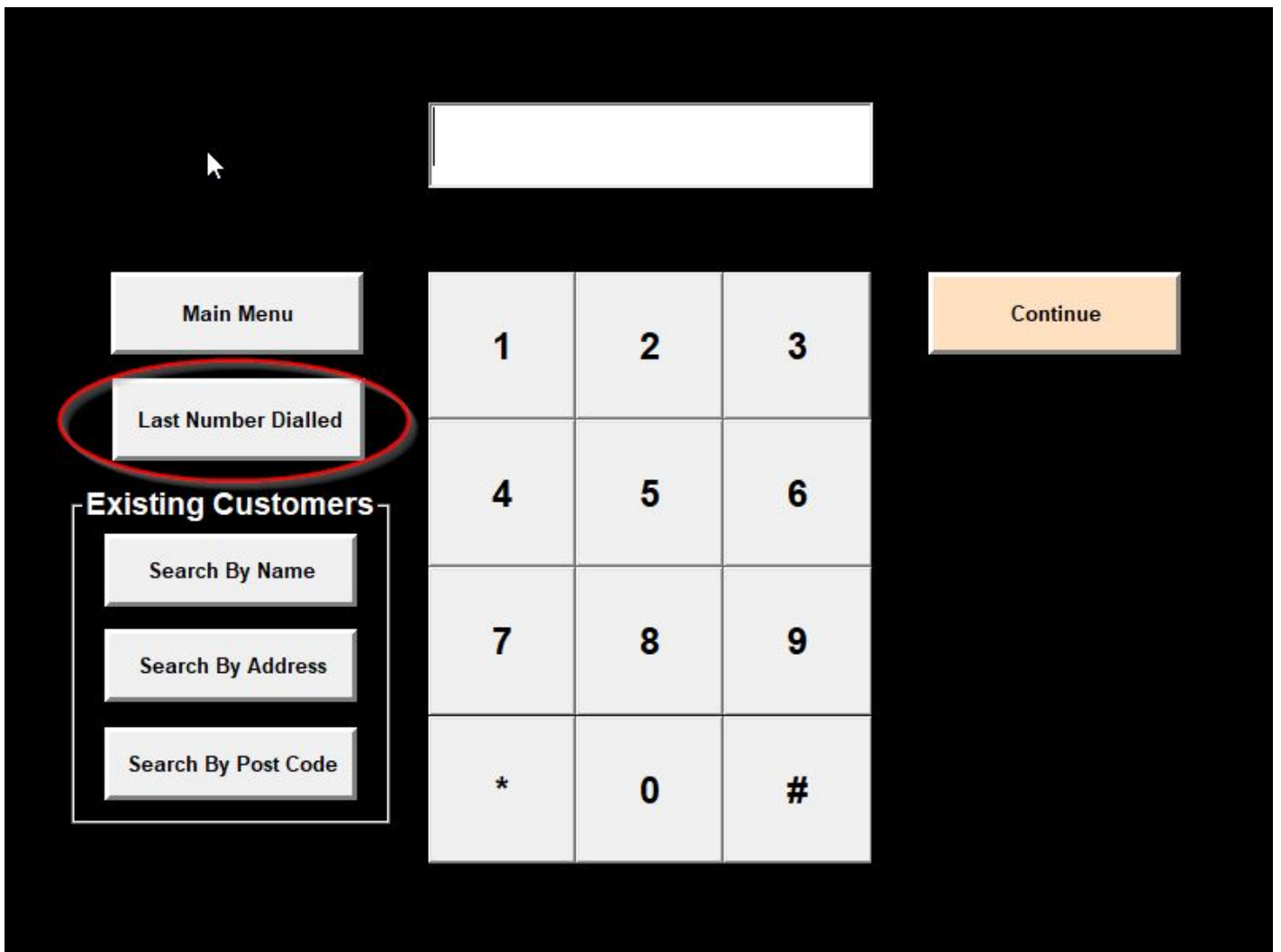


The "last number dialled" button

The "last number dialled" button can be made to appear on the delivery section if an option is chosen.

If the option is set to "Local" or "Network" when you press the Delivery Button beneath the Main Menu button will be a button that says "Last Number Dialled". If the option is set to none this button won't be there.





To set the option if you go into Management

27/03/21 10:37

Delivery

TakeAway

Restaurant (1)

Assign To Driver

Collect

Payment By Driver

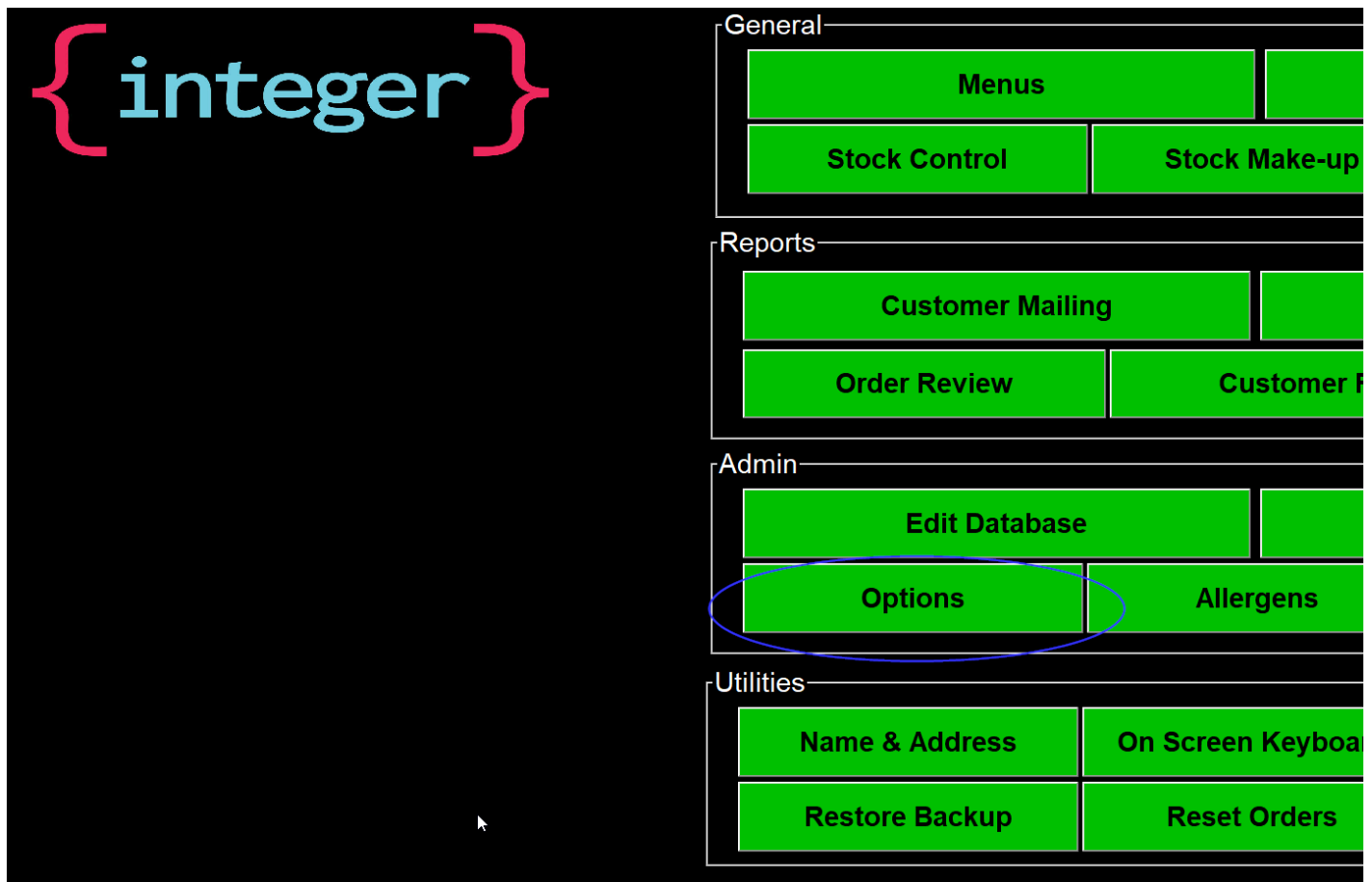
Bookings

Shut Down

Management

No Sale

Then options



Then the Setup section and 2 at the bottom right and the Caller ID section at the top right there is an option that says Caller ID file.

Receipt	Kitchen	Charges	Reports	Restaurant	Order Screen	Security	Set-Up
CC Authorisation Customer Present Only No							
VAT Standard Rate 0.00 Rate 2 0.00 Rate 3 0.00 <input type="checkbox"/> Refunds are Standard Rate <input type="checkbox"/> Pizzas Vat Rate 0 <input type="checkbox"/> All Standard Rate <input type="checkbox"/> "Hot" Button Adds Standard Rate VAT <input type="checkbox"/> Restaurant Service Charge Is VAT Exempt							
Euro Exchange rate <input type="checkbox"/> Display on Receipt Currency Symbol £							
Map Co-ordinates Bottom Right Shop Cell X 0 Y 0 Scale (meters) 0 Print Distance on Receipt No							
Target Screen <input type="checkbox"/> Visible Time 0 Make Time 0 Out Door Time 0 Delivery Time 0 <input type="checkbox"/> Upload							
Caller ID Type 1 Port Number 0 Caller ID File None							
Customer Display 1 Port No. None Type None 2 Port No. None Type None							
MSR Reader - Driver Return Port No. None							
Show Courses Days/Time <div></div>							
Abort		Save & Exit		1		2	

On the drop down there are choices are "None", "Network" and "Local". A file is created in the WINCI DATA folder called CID.TMP that is a small file that contains the last number called.

- None means the file isn't there so the button doesn't appear
- Network Means it looks on the server for the file
- Local means it looks in c:\winci\data for the file

Revision #3

Created Tue, Sep 13, 2022 3:07 PM by [Simon](#)

Updated Tue, Apr 18, 2023 10:59 AM by [Simon](#)