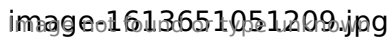
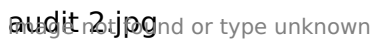


# Setting up the Boxedge label printer

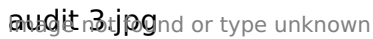
If you go into Management.

image1613651051209.jpg

Then Occasional Menu.

audit 2.jpg and or type unknown

Then Options.

audit 3.jpg and or type unknown

Then click the 2nd tab called Kitchen Printer.

kitchen options 1.jpg and or type unknown

Then click on More at the bottom right it will take you to the 2nd page of kitchen printer options and you will see the Box Edge Label printer options.

Receipt Printer	<b>Kitchen Printer</b>	Charges	Reports	Restaurant	Order Screen	Security	Set-Up
-----------------	------------------------	---------	---------	------------	--------------	----------	--------

### Make Line

Type	By Order	▼
Orders for Later	Display Normally	▼
Unfinalised Orders	No Edit or Accept	▼
Makeline on Main Screen	All	▼
Printer Only	None	▼
Display	Time	▼
Print Box Edge Label	When Ordered	▼
Choices	Display	▼
Finalises Order	-	▼

Warns

- Displays Assion to Kitchen + Default T/A Time
- Prints Receipt when Order Completed
- Puts Toppings on As few lines As possible
- No. of Completed Orders on Assign Button
- Displays Non-Stock Qualifiers with Main Item
- ML2 Doesn't Display if Items on ML1
- Prints Receipt to Kitchen when bumped off M/L
- Order-Item Selectable Groups + Items Together
- ML2 only Displays Restaurant Orders
- Doesn't Display Quantity Column
- Displays Page at a Time
- Only Allow 1 Screen at a Time
- Beeps When New Items Occur
- Reloads Every 15 Seconds
- Smaller Buttons
- Show Delivery Address
- Assign Doesn't Assume Made

Doesn't Display - Split ML1 0

### Box Edge Label Printer

Type	Bixolon SLP-DX420	▼
Summary Label	None	▼
Each Label Prints	Order Number	▼
Action on Take Away	Print	▼
Action on Amended Order	No Action	▼
Multiple	-	▼

- Doesn't Print Label For Pizzas
- Doesn't Print Name or Phone Number
- Always Asks to Print
- Stock & Quals on Same Label
- Puts Paid or To Pay On Summary

### Alternate Printer

Type	None	▼
------	------	---

- Prints Delivery Method
- Prints Values
- Prints Address & Telephone No. (for Deliveries)
- No Line Gap

Abort

Save & Exit

More

The Type option is to set the type of printer you have.

The Summary Label option whether or not to have a summary label.

The Each label prints option allows you to choose either the order number printing, No order number or the address for the order.

The Action on Takeaway option allows you to choose whether a label prints or doesn't print for takeaway orders or if you are asked at the end of the order.

Revision #3

Created Fri, Aug 12, 2022 2:30 PM by Simon

Updated Fri, Aug 12, 2022 2:42 PM by Simon